

JVC
PROFESSIONAL

MiniDV / SUPER VHS Hi-Fi STEREO
VIDEO CASSETTE RECORDER

SR-VS30EK



Superior Picture Quality And Dual-Format Design Make This Deck An Excellent Choice For NLE Systems

- DVCAM™ Playback Capability
- Simultaneous Recording
- Easy PC Connectivity and Non-Linear Editing Compatibility (MiniDV/S-VHS/VHS↔PC)
- MiniDV Format
- High Resolution Super VHS Images
- Super VHS ET Recording
- DigiPure Technology
- PCM Digital Audio (MiniDV) and Hi-Fi VHS Stereo with NICAM Decoder
- One-Touch Dubbing (MiniDV↔S-VHS/VHS)
- 64-Programme “EasyEdit” (MiniDV→S-VHS/VHS)
- DV Input/Output (i.Link, IEEE 1394 compliant)
- Advanced Jog Dial on VCR



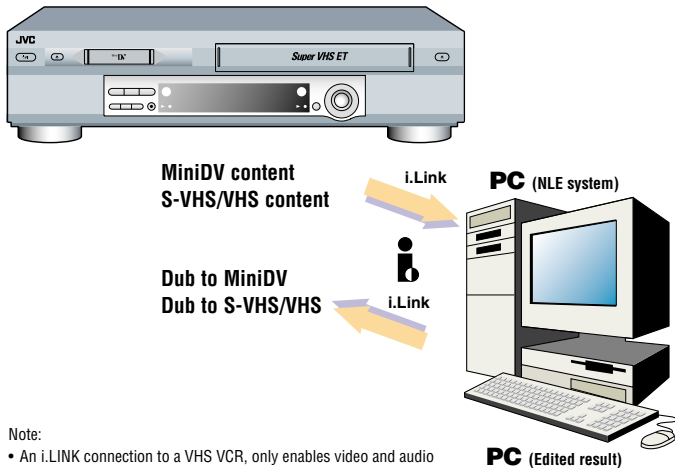
With MiniDV and S-VHS recorders integrated in a single unit, the SR-VS30EK provides a complete high-performance solution for editing MiniDV projects, finishing to S-VHS, or dubbing to or from either format. Easy integration with most NLE systems, convenient built-in editing features including automatic editing from MiniDV to Super VHS/VHS, plus outstanding picture quality, PCM digital audio, robust tape transport mechanism and many other features make this powerful double deck today's most versatile video production tool.

Extreme Editing Power

Easy PC Connectivity and Non-Linear Editing Compatibility (MiniDV/S-VHS/VHS ↔ PC)

Simplifies getting your video footage to your PC for **non-linear editing** (NLE) when you have finished editing, getting the final result back to video, whether MiniDV or Super VHS/VHS, is equally easy. **i.Link** (IEEE 1394 compliant) connectivity and tested compatibility with many major NLE systems* will put your editing suite into the digital age.

* For compatible systems please consult an authorised JVC dealer.



Note:

- An i.LINK connection to a VHS VCR, only enables video and audio transmission. The VHS VCR cannot be controlled from the PC.

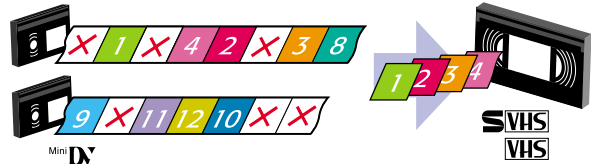
One-Touch Dubbing (DV ↔ S-VHS/VHS)

If you just want a **straight dub** and are short on time, just let the SR-VS30EK dub the contents of the MiniDV tape over to S-VHS/VHS, or vice versa, **at the touch of a single button.**



64-Programme "EasyEdit" (MiniDV → S-VHS/VHS)

"EasyEdit" with Random Assemble Editing lets you choose **up to 8 segments at a time** on the MiniDV tape, and at the touch of a button they are **automatically copied over to S-VHS/VHS**. And since up to 8 pre-set programmes can be stored in memory, this function lets you keep the information of **64 segments** (8 x 8) in the deck to make additional copies by simply calling up the programme number.



Time Code Display



Sony DVCAM™ Playback Capability

DV Format (using MiniDV cassettes)

The MiniDV deck allows **direct playback** of cassettes which you have recorded on a MiniDV tape, **without any cables** to connect.



The SR-VS30EK allows you to **play back DVCAM™ recordings**. DVCAM™ recordings can be used as source material in the MiniDV side of this deck. The SR-VS30EK will play back DVCAM™ tapes shot on the small DVCAM™ cassette. You can connect a MiniDV camcorder or deck to the SR-VS30EK and make **DV-to-DV edits** of your footage. This seamless editing feature will help preserve the quality you have come to expect from digital video and Professional DV.

DVCAM™ is a trademark of Sony Corporation.



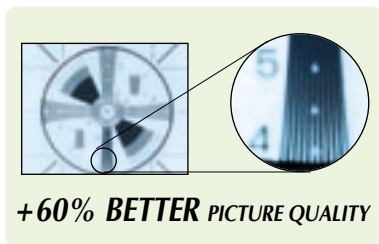
DV & S-VHS At Its Best

■ Simultaneous Recording

The SR-VS30EK can simultaneously record DV input signals or external input signals on the DV and S-VHS decks.

■ High Resolution Super VHS Images

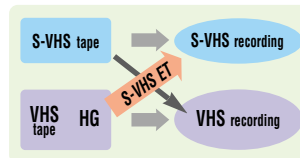
This high-band analogue recording technology delivers **more than 400 lines of horizontal resolution** (60% more than conventional video) for quality that approaches digital. And like MiniDV,



Super VHS recordings look great when viewed on the **high-resolution large-screen TVs** that are becoming increasingly popular. Being an extension of the VHS video format, Super VHS allows **recording and playback of conventional VHS** as well, giving you the choice of dubbing from MiniDV to S-VHS for maximum quality, or from MiniDV to VHS for wider distribution.

■ Super VHS ET Recording*

Super VHS ET (Expansion Technology) allows the **broader-bandwidth Super VHS signal** to be recorded on widely available VHS tapes (high grade recommended).**



So you can easily enjoy **+60% better picture quality at the touch of a button.**

* Only SP mode recording and playback is available for Super VHS ET.

** There are some S-VHS VCR models by JVC and other manufacturers with which playback of an S-VHS ET recorded tape is not possible.

■ DigiPure Technology

JVC's exclusive digital technologies maximise Super VHS benefits by reproducing vivid colours most realistically, and offering crisp rendition of image contours.

- Digital Wide TBC (Time Base Corrector)
- 3-Dimensional Digital Circuit with 2 MB Frame Memory to make the following possible.
 - Precision 3-D Colour Circuit for clearer colour separation.
 - Digital 3-D YNR/CNR to improve S/N ratio.
- Digital 3R Picture System to enhance detail.

Supreme Cinema Sound

■ PCM Digital Audio (DV)

Digital recording delivers **CD quality audio**, with a choice of 2 modes — 2-channel (16-bit linear, 48 kHz) for optimum quality and 4-channel (12-bit non-linear, 32 kHz) to allow stereo audio dubbing.

■ Hi-Fi VHS Stereo (S-VHS/VHS)

With Hi-Fi VHS's **broad dynamic range**, you get powerful, cinema-like sound to maximise your video experience, plus the ability to read the Dolby Pro Logic signals recorded on numerous VHS software releases.

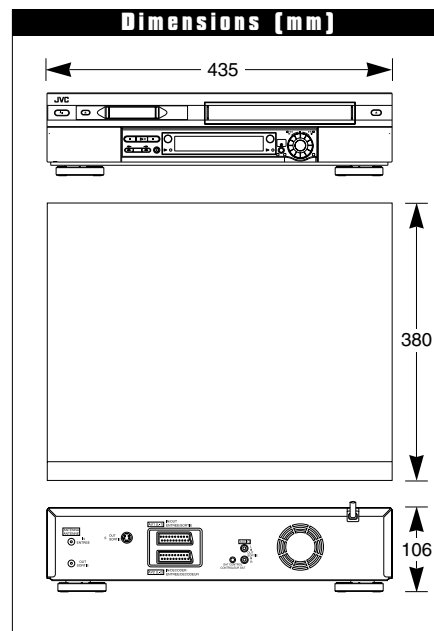




Front panel



Rear panel



Specifications

Format	: DV (SD specifications) S-VHS/VHS PAL standard with Hi-Fi audio	Inputs/outputs	21-pin SCART connectors : IN/OUT x 1, IN/DECODER x 1 RCA connectors : VIDEO IN x 1, AUDIO IN x 1, AUDIO OUT x 1 S-video connectors : IN x 1, OUT x 1 DV connector : IN/OUT x 1 (4-pin, IEEE 1394 conformity, digital input/output)
Power requirement	: AC 220 — 240 V ~, 50/60 Hz	Satellite control connector	: 3.5 dia.
Power consumption	: 31 W	Accessories	: SCART RCA in/out conversion cable, RCA/BNC adapter x 2, RF cable, infrared LCD remote control unit, "R-6" battery x 2, satellite controller
Max. recording time (DV)	: 80 min. (SP), 120 min. (LP) with M-DV80ME cassette (S-VHS/VHS) : 240 min. (SP), 480 min. (LP) with E-240 cassette		
Channel coverage	: (VHF) 44.5 — 143 / 143 — 470 MHz (UHF) 470 — 862 MHz		
Dimensions (WxHxD)	: 435 x 106 x 380 mm		
Weight	: 5.1 kg		

Professional DV Camcorders



GY-DV300E

1/3" 3-CCD DV Camcorder with Web Streaming

- Connect directly to PC networks with Web Adapter (optional)
- 14:1 power zoom lens with manual control capability
- New JVC-exclusive DSP with advanced 12-bit video processing
- 2.5-inch TFT colour LCD monitor



GY-DV500E

1/2" 3-CCD DV Camcorder

- Only 5 kg or less when fully loaded
- Low power consumption
- 14-bit DSP ■ IEEE 1394 output
- Bayonet lens mount
- PCM audio
- LOLUX mode ■ Super Scene Finder



GY-DV550E

Studio DV Camcorder

- 26-pin interface ■ Full CCU controllable
- 1/2" 3 CCDs ■ 14-bit DSP
- IEEE 1394 input/output
- Bayonet lens mount ■ PCM audio
- LOLUX mode ■ Super Scene Finder



GY-DV700WE

Cine-DV Camcorder

- 2/3" native 16:9/4:3 switchable 3 CCDs
- 14-bit DSP ■ IEEE 1394 output
- Bayonet lens mount ■ PCM audio
- LOLUX mode ■ Super Scene Finder

E. & O. E. Design and specifications subject to change without notice.

It may be unlawful to record or play back copyrighted material without the consent of the copyright owner.

Recording and playback of certain broadcasts and other content that are copy protected may not be possible.

ShowView is a registered trademark of Gemstar Development Corporation. The ShowView system is manufactured under licence from Gemstar Development Corporation.

All trademarks or registered trademarks are the property of their respective owners.

Copyright © 2002, Victor Company of Japan, Limited (JVC). All Rights Reserved.



VICTOR COMPANY OF JAPAN, LIMITED

AVAILABLE AT

CVP IMAGING SOLUTIONS
STUDLEY • WARWICKSHIRE • B80 7AA

TEL: 0845 345 3252 (LOCAL CALL)

<http://www.creativevideo.co.uk>