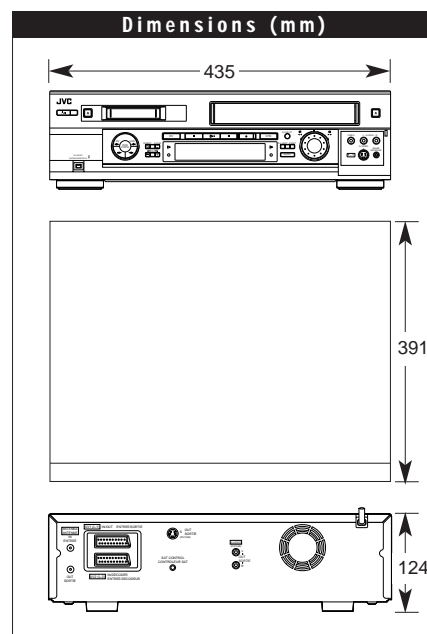




Front panel



Rear panel



**JVC**  
PROFESSIONAL

MiniDV / SUPER VHS Hi-Fi STEREO  
VIDEO CASSETTE RECORDER

**SR-VS20EK**



**Specifications**

Format	: DV (SD specifications) S-VHS/VHS PAL standard with Hi-Fi audio	Inputs/outputs	21-pin SCART connectors : IN/OUT x 1, IN/DECODER x 1
Power requirement	: AC 220 — 240 V , 50/60 Hz	RCA connectors	: VIDEO IN x 1, AUDIO IN x 1, AUDIO OUT x 1
Power consumption	: 33 W	S-video connectors	: IN x 1, OUT x 1
Max. recording time (DV)	: 80 min. (SP), 120 min. (LP) with M-DV80ME cassette	DV connector	: IN/OUT x 1 (4-pin, IEEE 1394 conformity, digital input/output)
(S-VHS/VHS)	: 240 min. (SP), 720 min. (EP) with E-240 cassette	Satellite control connector	: 3.5 dia.
Channel coverage	: (VHF) 44.5 — 143/143 — 470 MHz (UHF) 470 — 862 MHz	Accessories	: SCART RCA in/out conversion cable, RCA/BNC adapter x 2, RF cable, infrared LCD remote control unit, "AA" battery x 2, satellite controller
Dimensions (WxHxD)	: 435 x 124 x 391 mm		
Weight	: 7.2 kg		

**Professional DV Camcorders**



- GY-DV500E**  
1/2" 3-CCD DV Camcorder
- Only 5 kg or less when fully loaded
  - Low power consumption
  - 14-bit DSP ■ IEEE 1394 output
  - Bayonet lens mount ■ PCM audio
  - LOLUX mode ■ Super Scene Finder



- GY-DV550E**  
Studio DV Camcorder
- 26-pin interface ■ Full CCU controllable
  - 1/2" 3 CCDs ■ 14-bit DSP
  - IEEE 1394 input/output
  - Bayonet lens mount ■ PCM audio
  - LOLUX mode ■ Super Scene Finder



- GY-DV700WE**  
Cine-DV Camcorder
- 2/3" native 16:9/4:3 switchable 3 CCDs
  - 14-bit DSP ■ IEEE 1394 output
  - Bayonet lens mount ■ PCM audio
  - LOLUX mode ■ Super Scene Finder

E. & O. E. Design and specifications subject to change without notice.  
It should be noted that it may be unlawful to re-record pre-recorded tapes, records, or discs without the consent of the owner of copyright in the sound or video recording, broadcast or cable programme and in any literary, dramatic, musical, or artistic work embodied therein.  
Video Plus+ and PlusCode are trademarks of Gemstar Development Corporation. The Video Plus+ system is manufactured under license from Gemstar Development Corporation.  
All brand or product names are trademarks and/or registered trademarks of their respective holders.  
Copyright © 2001, Victor Company of Japan, Limited (JVC). All Rights Reserved.

**JVC**  
VICTOR COMPANY OF JAPAN, LIMITED

AVAILABLE AT

Superior Picture Quality And Dual-Format Design Make This Deck An Excellent Choice For NLE Systems

- Easy PC Connectivity and Non-Linear Editing Compatibility (MiniDV/S-VHS/VHS ↔ PC)
- MiniDV Format
- High Resolution Super VHS Images
- Super VHS ET Recording
- DigiPure Technology
- PCM Digital Audio (MiniDV) and Hi-Fi VHS Stereo with NICAM Decoder
- One-Touch Dubbing (MiniDV ↔ S-VHS/VHS)
- 64-Programme "EasyEdit" (MiniDV → S-VHS/VHS)
- DV Input/Output (i.Link, IEEE 1394 compliant)
- Jog/Shuttle on Deck
- 12-Hour Recording with EP mode



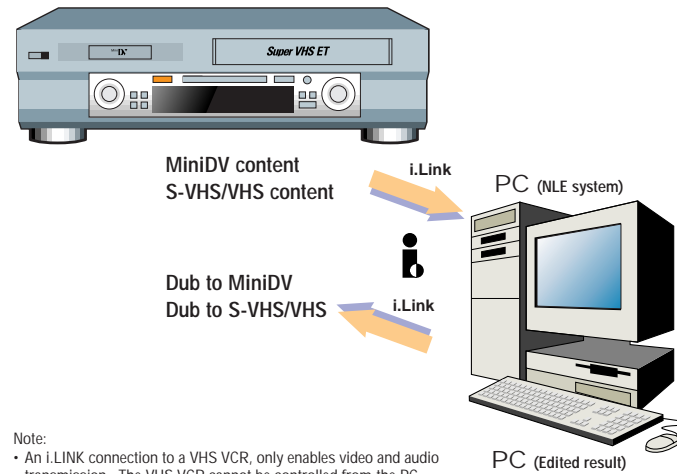
With MiniDV and S-VHS recorders integrated in a single unit, the SR-VS20EK provides a complete high-performance solution for editing MiniDV projects, finishing to S-VHS, or dubbing to or from either format. Easy integration with most NLE systems, convenient built-in editing features including automatic editing from MiniDV to Super VHS/VHS, plus outstanding picture quality, PCM digital audio, robust tape transport mechanism, and more make this powerful double deck today's most versatile video production tool.

### Extreme Editing Power

#### Easy PC Connectivity and Non-Linear Editing Compatibility (MiniDV/S-VHS/VHS↔PC)

Simplifies getting your video footage to your PC for non-linear editing (NLE), and once you're done editing, getting the final result back to video, whether MiniDV or Super VHS/VHS, is equally easy. i.Link (IEEE 1394 compliant) connectivity and tested compatibility with many major NLE systems\* will put your editing suite into the digital age.

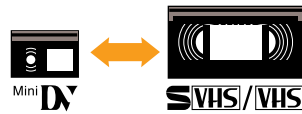
\* For compatible systems please consult an authorised JVC dealer.



Note:  
• An i.LINK connection to a VHS VCR, only enables video and audio transmission. The VHS VCR cannot be controlled from the PC.

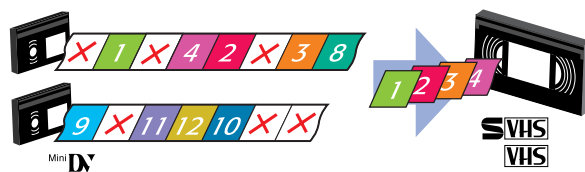
#### One-Touch Dubbing (DV↔S-VHS/VHS)

If you just want a straight dub and are short on time, just let the SR-VS20EK dub the contents of the MiniDV tape over to S-VHS/VHS, or vice versa, at the touch of a single button.



#### 64-Programme "EasyEdit" (MiniDV→S-VHS/VHS)

"EasyEdit" with Random Assemble Editing lets you choose up to 8 segments at a time on the MiniDV tape, and at the touch of a button they're automatically copied over to S-VHS/VHS. And since up to 8 pre-set programmes can be stored in memory, this function lets you keep the information of 64 segments (8 x 8) in the deck to make additional copies by simply calling up the programme number.



### Digital Quality, JVC Convenience

#### MiniDV Format

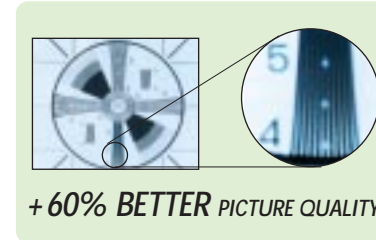
The MiniDV deck allows direct playback of cassettes you've recorded on a MiniDV camcorder, without any cables to connect. Or you can connect a MiniDV camcorder to the SR-VS20EK and make DV-to-DV edits of your footage. MiniDV is a format capable of up to 500 lines of horizontal resolution, and with extremely broad colour bandwidth (approx. 3 times that of analogue) to deliver breathtaking colours. The SR-VS20EK couples MiniDV quality with the convenience of a 2-in-1 VCR.



### Super VHS At Its Best

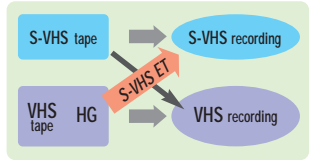
#### High Resolution Super VHS Images

This high-band analogue recording technology delivers more than 400 lines of horizontal resolution (60% more than conventional video) for quality that approaches digital. And like MiniDV, Super VHS recordings look great when viewed on the high-resolution large-screen TVs that are becoming increasingly popular. Being an extension of the VHS video format, Super VHS allows recording and playback of conventional VHS as well, giving you the choice of dubbing from MiniDV to S-VHS for maximum quality, or from MiniDV to VHS for wider distribution.



#### Super VHS ET Recording\*

Super VHS ET (Expansion Technology) allows the broader-bandwidth Super VHS signal to be recorded on widely available VHS tapes (high grade recommended).\*\* So you can easily enjoy +60% better picture quality at the touch of a button.



\* Only SP mode recording and playback is available for Super VHS ET.  
\*\* There are some S-VHS VCR models by JVC and other manufacturers with which playback of an S-VHS ET recorded tape is not possible.

#### 12-Hour Recording with EP mode

In addition to SP/LP recording, the deck is equipped with EP (Extended Play) mode which triples the recording time, so you can record 12 hours on a single E-240 cassette.

\* For best results, it is recommended that EP recordings be played on the same deck they were recorded on.

### Supreme Cinema Sound

#### PCM Digital Audio (DV)

Digital recording delivers CD quality audio, with a choice of 2 modes — 2-channel (16-bit linear, 48 kHz) for optimum quality and 4-channel (12-bit non-linear, 32 kHz) to allow stereo audio dubbing.

#### Hi-Fi VHS Stereo (S-VHS/VHS)

With Hi-Fi VHS's broad dynamic range, you get powerful, cinema-like sound to maximise your video experience, plus the ability to read the Dolby Pro Logic signals recorded on numerous VHS software releases.