

# HDx35 Adapter

**MADE IN GERMANY**

**IB/E OPTICS**

## TECHNICAL DATAS:

Max. image in $\varnothing$ :	11.8 mm
Max. image out $\varnothing$ :	32.5 mm
Magnification:	2.5x
Max. FNo in:	1.8
FNo drop:	2.5 stops

Lens Mount: B4 2/3" Mount  
Camera Mount: ARRI Standard PL Mount

### Optic Design:

- Telecentric
- High transmission coated
- Low flare mechanical coating inside

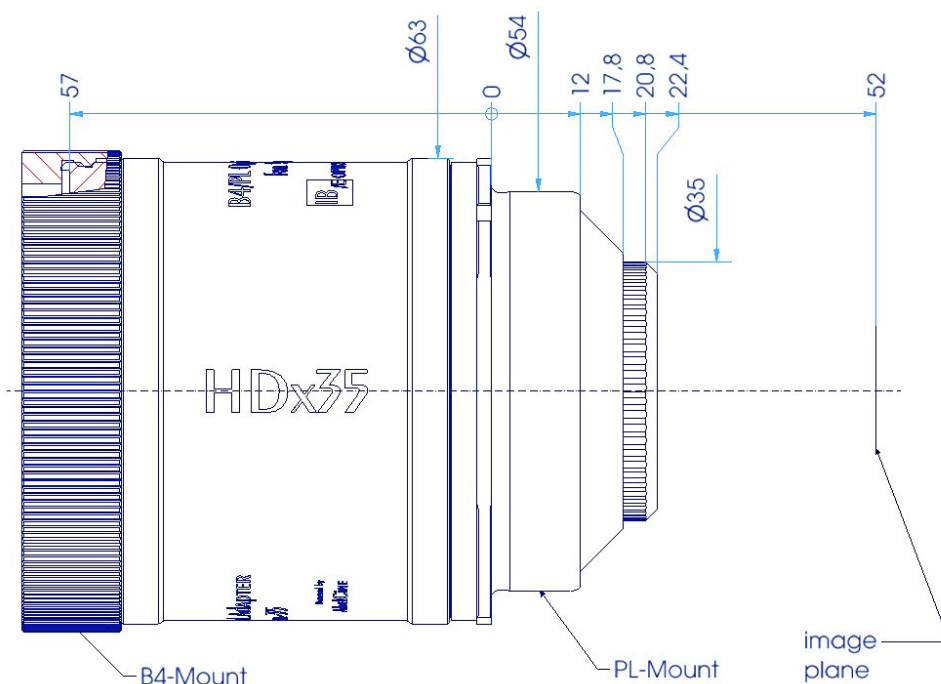


The HDx35 is an optical doubler with a 2.5 stop light loss, for use with the Arri ALEXA, Phantom HD Gold (1920x1080), RED One, Epic – (all 4K formats), Sony SRW-9000PL, PMW-F3 and Fs100 (PL Mount adapter required).

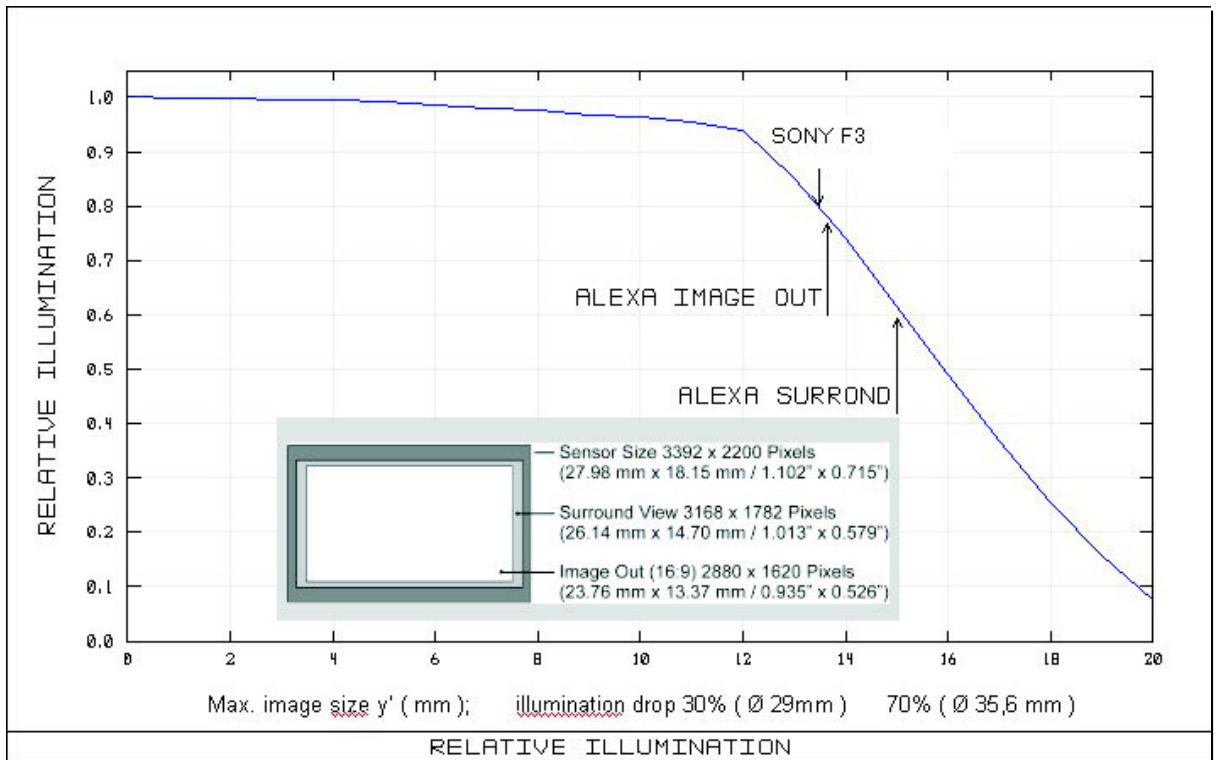
All HD adapters also optically correct for the different spectral alignments between three-chip prism block sensors, for which the B4-mount lenses were designed, and the single sensor of the large sensor cameras.

The adapter turns the B4 lens into a longer focal length lens, so that the relative depth of field expected for the larger sensor is achieved, while the usual field of view when the lens is mounted to a 2/3" camera is maintained.

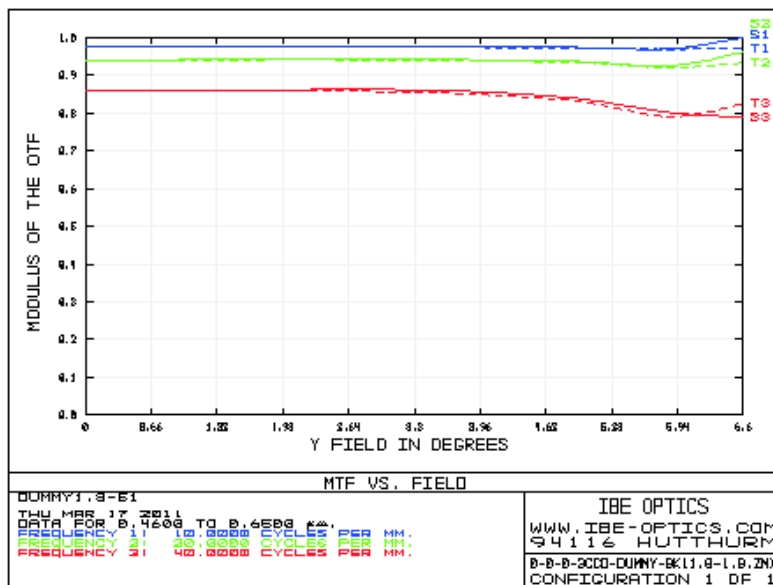
They are highly telecentric in design, delivering a bright, sharp image across the entire frame, with excellent color and contrast.



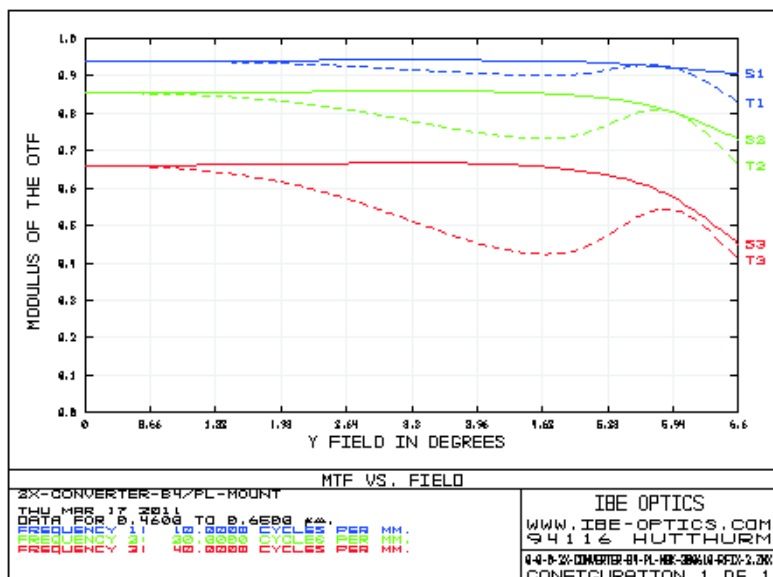
**HD Cine & Video Systems**



Illumination on the sensor versus sensor format



MTF  
Input lens  
1:2.8 / 50 mm



MTF  
HDx35 Adapter  
with input lens